

Core Variables Quarterly Report

2010 Quarter 2: April - June

TECHNICAL NOTES

General

This report includes data from the following types of HIV prevention interventions funded by the HIV Prevention Section of the San Francisco Department of Public Health: individual- and group-level services and individual-level outreach. It does not include data from the following: syringe access, social marketing, group-level outreach (e.g., health fairs), condom distribution, HIV counseling and testing, partner services, Internet-based services, or non-direct services (e.g., provider training).

Data in this report comes from services provided by 24 agencies who administer a total of 39 community-based HIV prevention programs. This data should not be used for research purposes. All data is participant self-reported. Programs collect the data using self- or interviewer-administered questionnaires, or semi-structured client interviews. Data should be interpreted with caution due to high rates of missing data for some variables and the likelihood that participants tend to under-report sexual and injection behaviors.

This report contains information on unduplicated clients (UDC) as well as number of contacts (NOC). UDC counts are overestimates because clients can only be unduplicated within an agency; thus a client who participates in a program at more than one agency would be counted twice. To calculate the average number of contacts per client, divide NOC by UDC (Ave. # contacts = NOC/UDC).

Special note for 2010 data: One agency resubmitted data for quarter one, January through March 2010, after quarter one data was already posted. The difference in records amounts to 40 more in the Main Table and 27 less in the Outreach Table in quarter one. The new data is now reflected in the year-to-date totals for the second quarter, but adding totals from quarter one and quarter two will not match year to date totals because quarter one data has been changed, but a new quarter one report was not generated.

Part 1: Summary

Participant HIV status is the client's self-reported HIV status the last time they were tested. Therefore, some HIV-negative participants might actually be HIV-positive.

Parts 2, 3, and 4: Program Participants and Contacts

Behavioral risk populations represent mutually exclusive categories defined as follows. They are determined based on gender and risk behaviors reported between 1 and 12 months prior (the recall time frame differs by program). "Sex" is defined as anal, oral, or vaginal sex.

MSM = Males who have sex with males

TSM = Transgendered persons

MSM IDU = Males who have sex with males and inject drugs

FSM IDU = Females who inject drugs

MSF IDU = Males who have sex exclusively with females and inject drugs

TSM IDU = Transgendered person who injected drugs

FSM = Females

MSF = Males who have sex exclusively with females

Neighborhoods/living situations are defined as follows and include the following zip codes where clients report they live:

BVHP includes Bayview/Hunters Point (94124)

Castro includes Castro and Noe Valley (94114)

TL includes the Tenderloin and Civic Center (94102, 94109)

SoMa includes South of Market (94103)

Haight includes Haight-Ashbury (94117)

Mission includes the Mission and Bernal Heights (94110)

W Addn includes Western Addition and Pacific Heights (94115)

Otr SF includes all other SF neighborhoods.

Hm-less (homeless) includes all people living in a shelter, the street, a vehicle, a make-shift structure, doubled-up, transitional housing, or other non-permanent or transitional situation.

Incar (incarcerated) includes people living in jail or prison.

Non SF includes people living outside SF.

Note that Recruitment and Linkages service providers are not required to collect a name or other client identifier during outreach; thus, only NOC can be provided (not UDC).

Part 5: Participant HIV Risk At Intake

This data represents the subset of clients who participated in one or more interventions during the current quarter but not the previous quarter. The data collected at the client's first contact during the current quarter is used to determine their HIV risk category.

Sex is defined as anal, oral, or vaginal sex. Unprotected sex is defined as unprotected anal or vaginal sex.

Injection drug use is defined as use of needles to inject drugs, not including hormones or insulin.

Core Variables Quarterly Report

2010 Quarter 2: April - June

Part 1: Summary

	Health Education/Risk Reduction Programs				Prevention with Positives Programs			
	UDC*		NOC		UDC*		NOC	
	Apr-Jun	YTD	Apr-Jun	YTD	Apr-Jun	YTD	Apr-Jun	YTD
Individual Risk Reduction Counseling	1595	2815	4213	8367	516	810	1011	1776
Prevention Case Management	287	440	1482	3099	232	351	789	1415
Single Session Group	1001	1621	4016	8015	663	957	1480	2722
Multiple Session Workshop	673	1102	2360	4967	220	381	532	1251
Drop-in Groups	NC	NC	1108	2275	NC	NC	0	0
Recruitment and Linkages	NC	NC	12249	22550	NC	NC	852	1421
Totals*	2803	4705	25428	49273	1291	1898	4664	8585

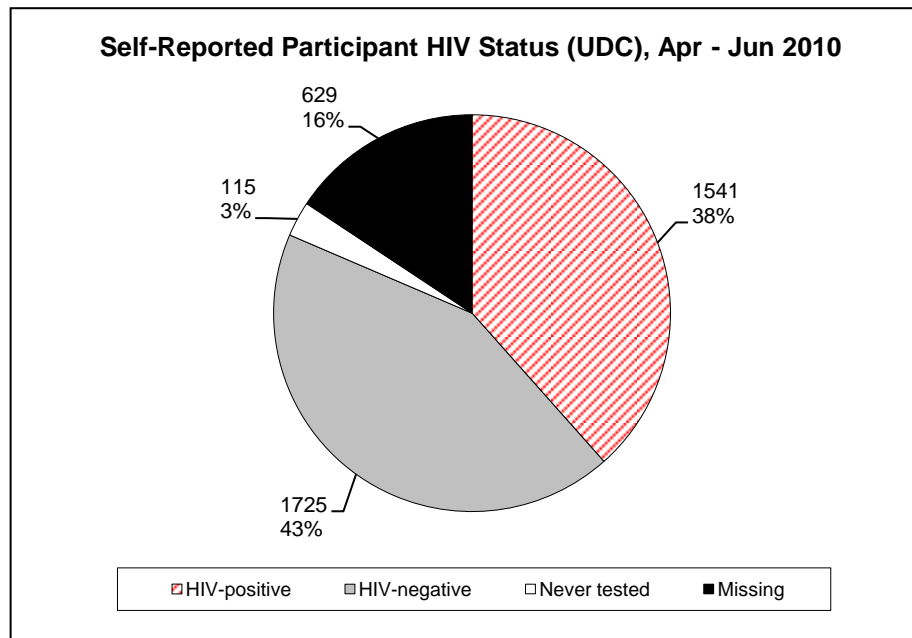
UDC - Unduplicated Clients

NOC - Number of Contacts

YTD - Year to Date

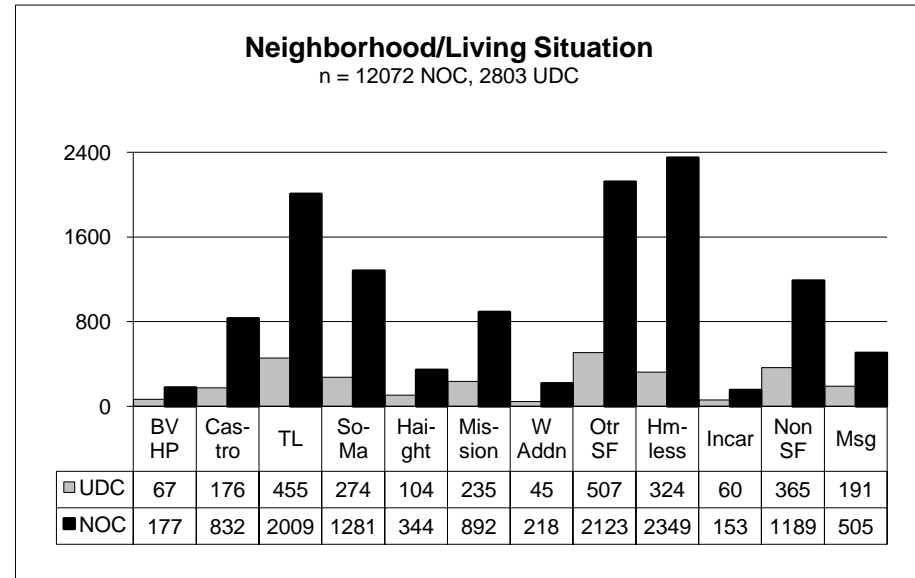
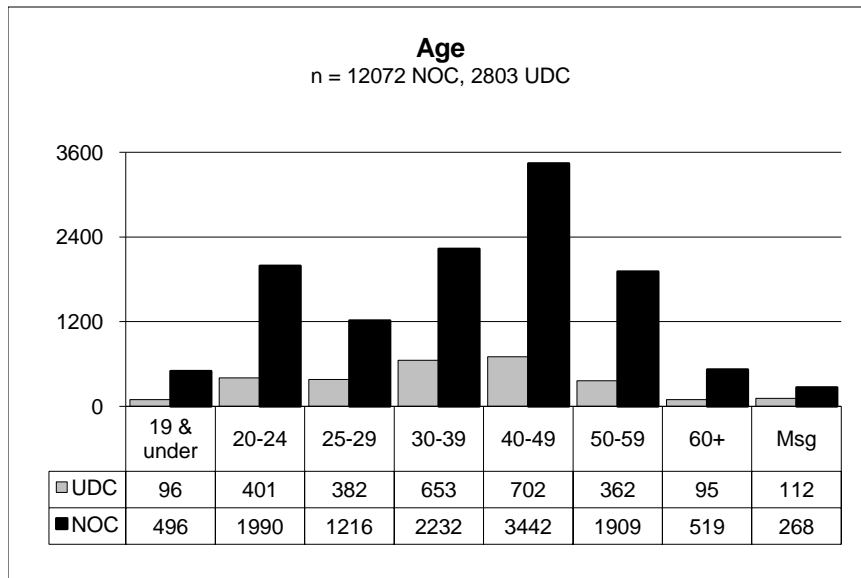
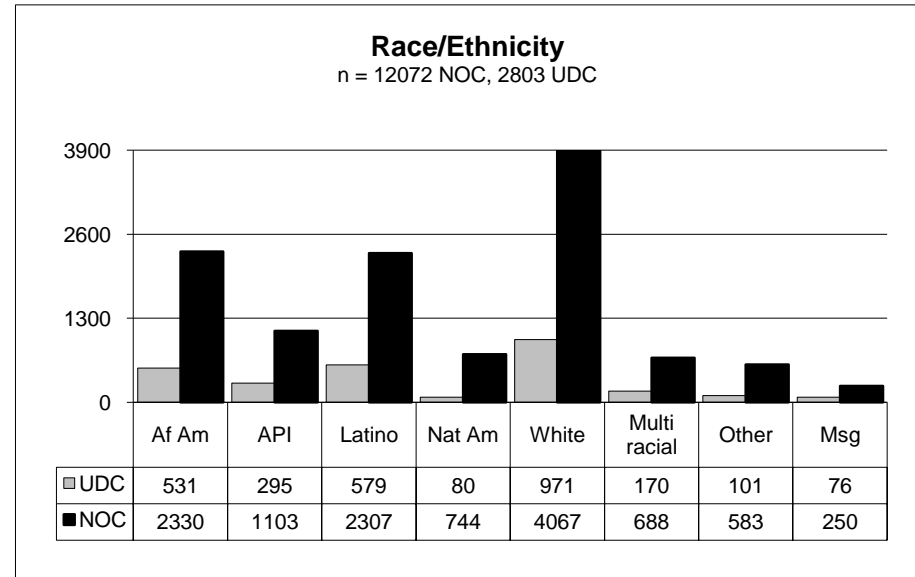
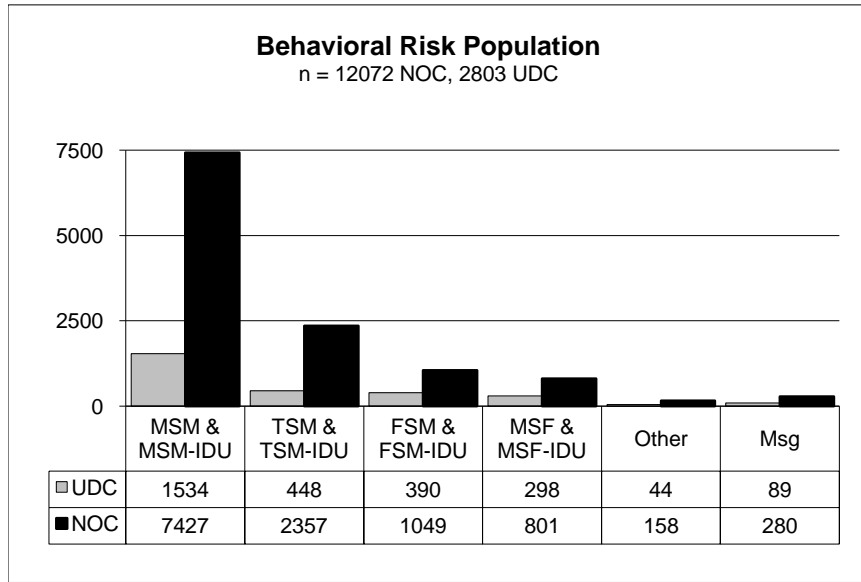
NC = Not collected

*UDC Total = Total unduplicated clients is less than the sum of the column, because some clients participate in more than one intervention.



Part 2: Health Education/Risk Reduction Program Participants (Apr-Jun 2010)

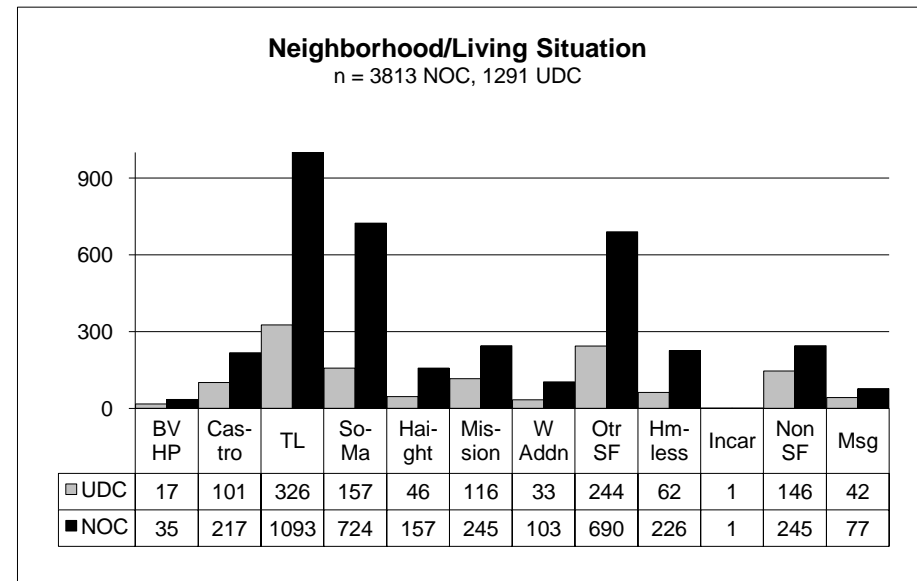
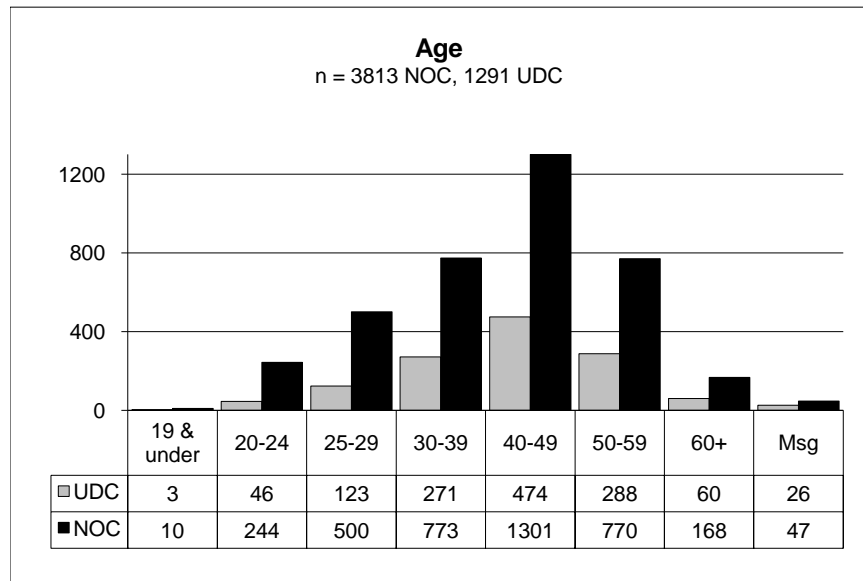
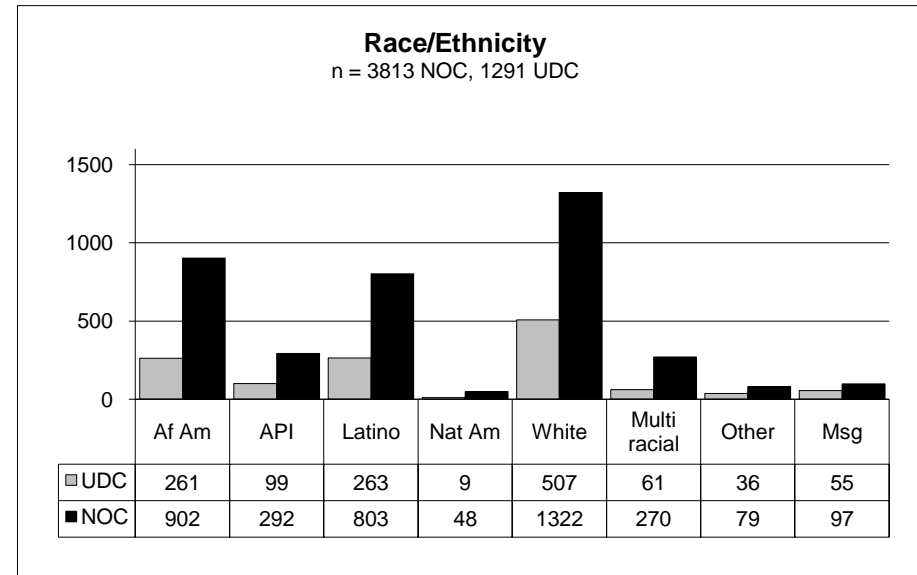
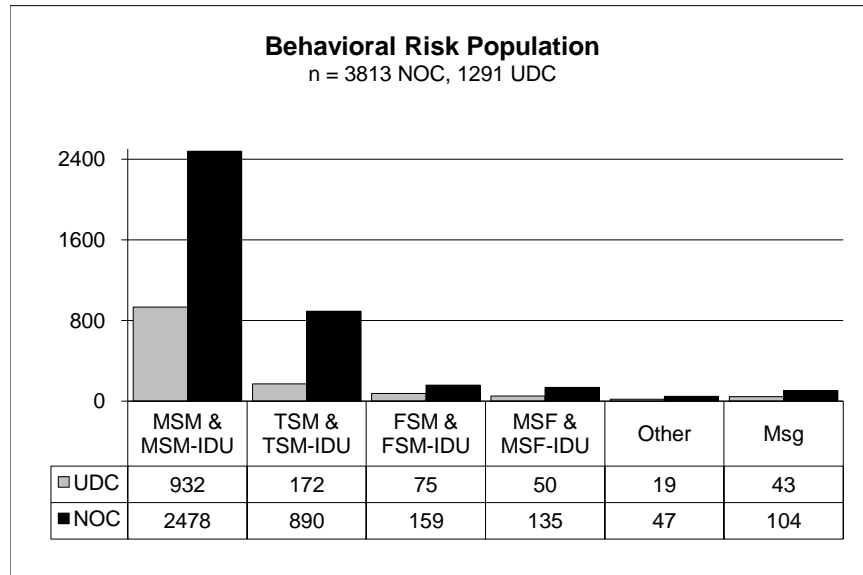
Includes Clients Participating in Individual Risk Reduction Counseling, Prevention Case Management, Single Session Groups, and Multiple Session Workshops



UDC - Unduplicated Clients
 NOC - Number of Contacts
 Msg - Missing

Part 3: Prevention with Positives Program Participants (Apr-Jun 2010)

Includes Clients Participating in Individual Risk Reduction Counseling,
Prevention Case Management, Single Session Groups, and Multiple Session Workshops

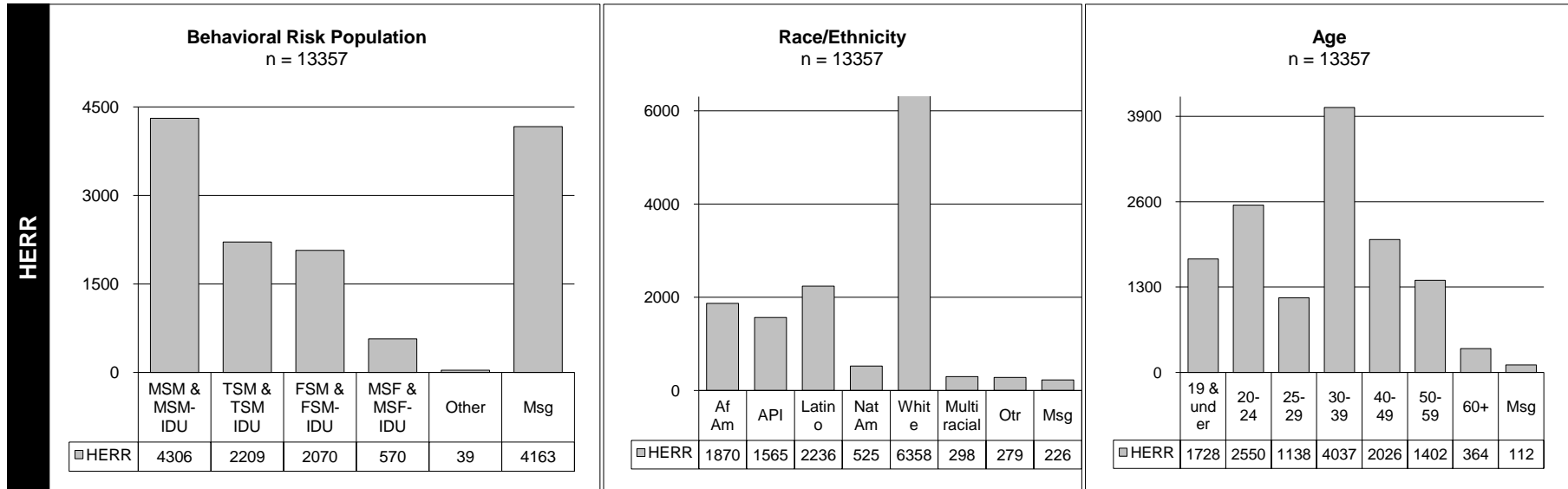


UDC - Unduplicated Clients

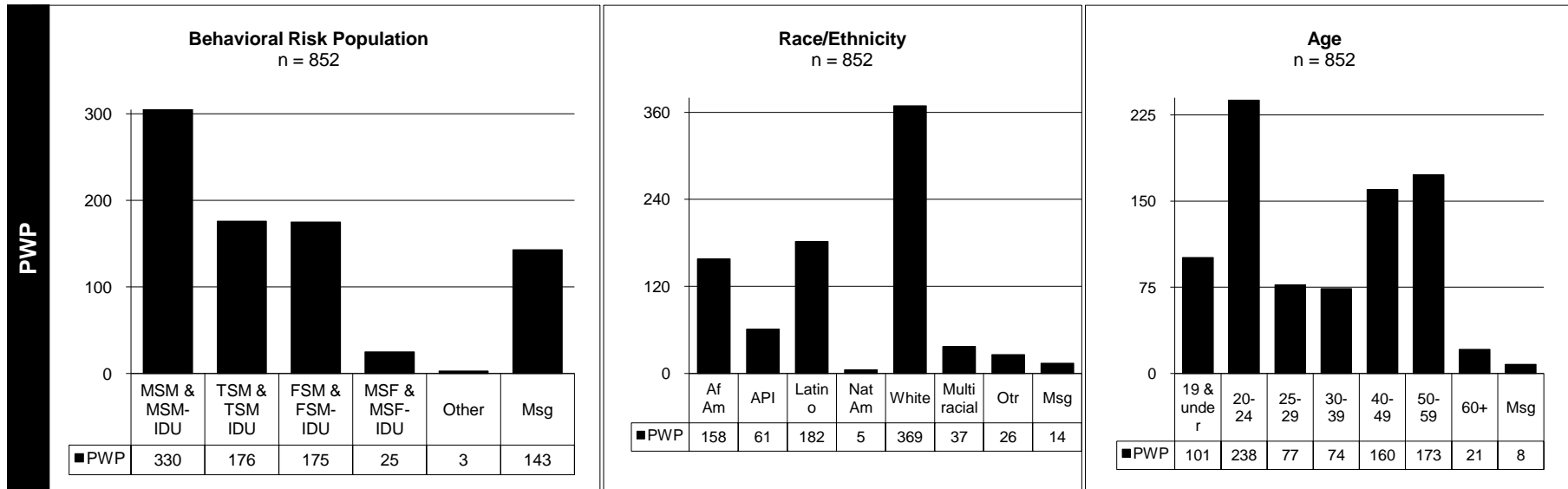
NOC - Number of Contacts

Msg - Missing

Part 4: Recruitment and Linkages Contacts (Apr-Jun 2010)

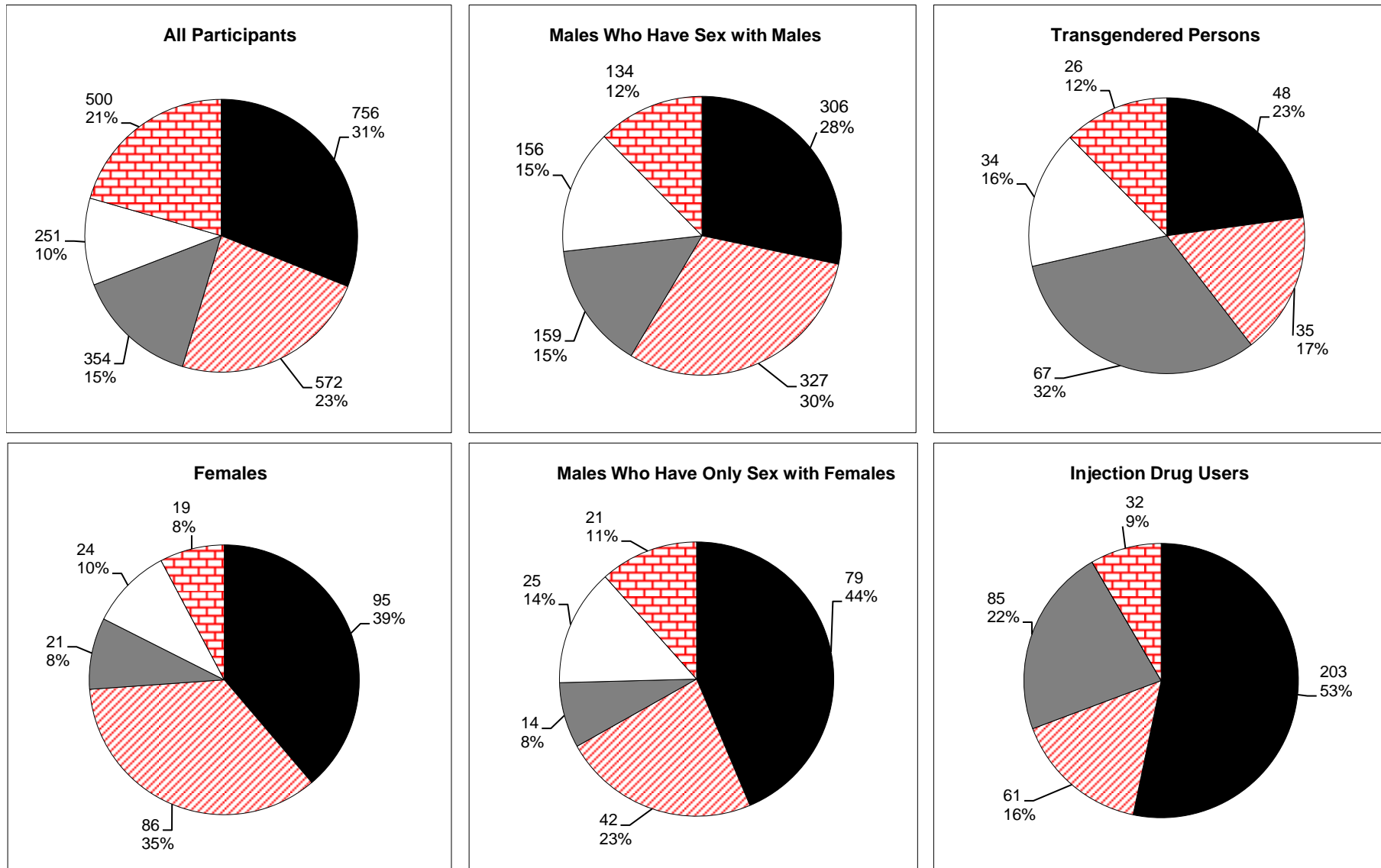


HERR - Health Education Risk Reduction. All data represents number of contacts (NOC).
Msg - Missing



PWP - Prevention with Positives. All data represents number of contacts (NOC).
Msg - Missing

Part 5: Participant HIV Risk At Intake (Apr-Jun 2010)



The All Participants table includes clients whose Behavioral Risk Population (BRP) information is missing; the following tables reflect data only for populations where the BRP is known.

