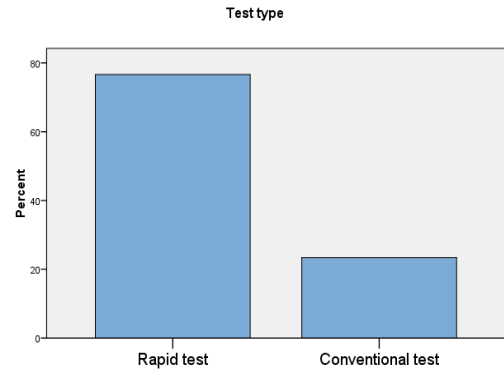


Overall Testing at CTL Sites in 2009

In 2009, 16,296 HIV tests were conducted by CTL network sites. Of those, 12,754 (78.1%) were confidential and 3542 (21.7%) were anonymous. Less than one percent of clients declined a test or were not offered a test. There were 12,487 (76.6%) rapid tests and 3,809 (23.4%) conventional tests conducted.

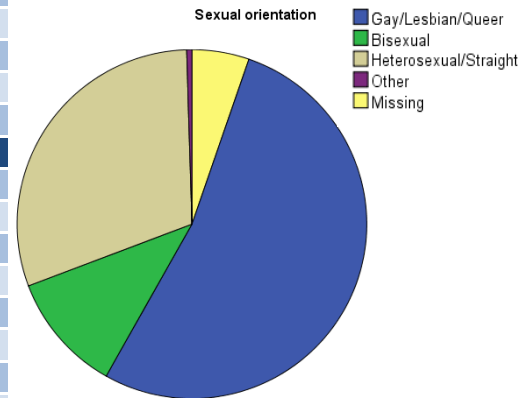
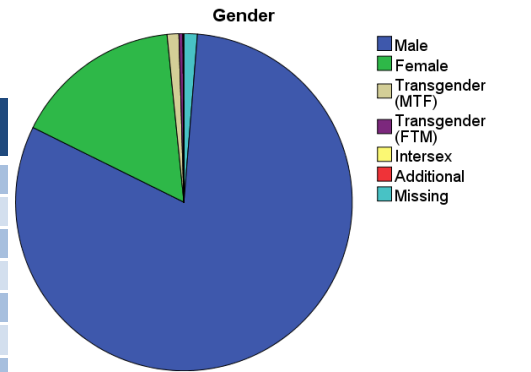
OVERALL POSITIVITY: 1.5%

OVERALL POSITIVITY FOR NEW POSITIVES: 1.4%



Demographics

Variable	Values	Frequency	Percent	Valid Percent	Cumulative Percent
Gender	Male	13202	81.0	82.1	82.1
	Female	2623	16.1	16.3	98.4
	Transgender (MTF)	184	1.1	1.1	99.5
	Transgender (FTM)	64	0.4	0.4	99.9
	Intersex	1	0.0	0.0	99.9
	Additional	12	0.1	0.1	100.0
	Missing	210	1.3	-	-
	Total	16296	100.0	-	-
Sexual Orientation	Gay/Lesbian/Queer	8618	52.9	55.8	55.8
	Bisexual	1805	11.1	11.7	67.5
	Heterosexual/Straight	4933	30.3	32.0	99.5
	Other	79	0.5	0.5	100.0
	Missing	861	5.3	-	-
	Total	16296	100.0	-	-
Ethnicity	African American	1851	11.4	11.9	-
	Asian	1879	11.5	12.1	-
	Latino	2967	18.2	19.1	-
	Native American	442	2.7	2.8	-
	Pacific Islander	258	1.6	1.7	-
	White	8198	50.3	52.8	-
	Other	595	3.7	3.8	-
	Declined	48	0.3	0.5	-



Sexual Behavior and Substance Use History

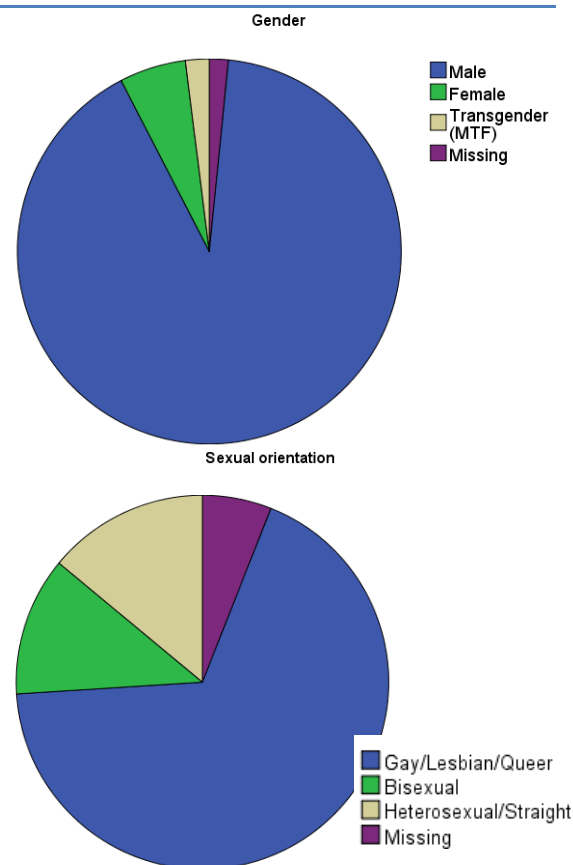
Variable	Values	Frequency	Percent	Valid Percent	Cumulative Percent
Partners in the past 12 months by gender	Male	12414	76.2	81.8	-
	Female	4454	27.3	29.5	-
	Transgender	458	2.8	4.0	-
Unprotected Vaginal/Anal Sex in the Last 12 Months	No	3539	21.7	24.7	24.7
	Yes	10804	66.3	75.3	100.0
	Missing	1953	12.0	-	-
	Total	16296	100.0	-	-
Vaginal/Anal Sex with an HIV positive Person?	Yes	2008	12.3	14.4	-
Substance Use in the Last 12 Months	Speed	1198	7.4	9.6	-
	Coke	1672	10.3	13.4	-
	Poppers	1646	10.1	13.2	-
	Crack	511	3.1	4.1	-
Injected Drugs in the Last 12 Months?	Yes	647	4.0	4.2	-
Shared Needles in the Last 12 Months?	Yes	287	1.8	4.0	-

Mar. 12

Positive Clients at CTL Sites in 2009

Demographics

Variable	Values	Frequency	Percent	Valid Percent	Cumulative Percent
Gender	Male	227	90.8	92.3	92.3
	Female	14	5.6	5.7	98.0
	Transgender (MTF)	5	2.0	2.0	100.0
	Transgender (FTM)	0	0	0	100.0
	Intersex	0	0	0	100.0
	Additional	0	0	0	100.0
	Missing	4	1.6	-	-
	Total	250	100.0	-	-
Sexual Orientation	Gay/Lesbian/Queer	170	68.0	72.3	72.3
	Bisexual	30	12.0	12.8	85.1
	Heterosexual/Straight	35	14.0	14.9	100.0
	Other	0	0	0	100.0
	Missing	15	6.0	-	-
	Total	250	100.0	-	-
Ethnicity	African American	32	12.8	13.6	-
	Asian	27	10.8	11.4	-
	Latino	72	28.8	30.5	-
	Native American	7	2.8	3.0	-
	Pacific Islander	9	3.6	3.8	-
	White	102	40.8	43.2	-
	Other	7	2.8	3.0	-
	Declined	0	0	0	-



Sexual Behavior and Substance Use History

Variable	Values	Frequency	Percent	Valid Percent	Cumulative Percent
Partners in the past 12 months by gender	Male	213	85.2	91.0	-
	Female	47	18.8	20.4	-
	Transgender	4	1.6	2.4	-
Unprotected Vaginal/Anal Sex in the Last 12 Months	No	32	12.8	15.1	15.1
	Yes	180	72.0	84.9	100.0
	Missing	38	15.2	-	-
	Total	250	100.0	-	-
Vaginal/Anal Sex with an HIV positive Person?	Yes	93	37.2	44.5	-
Substance Use in the Last 12 Months	Speed	52	20.8	25.7	-
	Coke	34	13.6	16.8	-
	Poppers	40	16.0	19.7	-
	Crack	10	4.0	5.0	-
Injected Drugs in the Last 12 Months?	Yes	26	10.4	11.1	-
Shared Needles in the Last 12 Months?	Yes	13	5.2	9.8	-

HIV Testing History

Variable	Values	Frequency	Percent	Valid Percent	Cumulative Percent
Previous HIV Test Result	Preliminary Positive	6	2.4	3.0	3.0
	Positive	24	9.6	11.9	14.9
	Negative	168	67.2	83.6	98.5
	Indeterminate	3	1.2	1.5	100.0
	Missing	49	19.6	-	-
	Total	250	100.0	-	-